




SUNOVA SOLAR

Pv Tech Expert.

Thor 5X

510-530W

N-type Bifacial Double Glass Mono Module



Bifacial technology enables additional energy harvesting from rear side (up to 30%)



30 years lifespan brings 10-30% additional power generation comparing with conventional P-type module



N-type solar cell has no LID naturally which can increase power generation



Excellent low irradiance performance.



Better light trapping and current collection to improve module power output and reliability.



Industry leading lowest thermal co-efficient of power.



Optimized electrical design and lower operating current for reduced hot spot loss and better temperature coefficient.

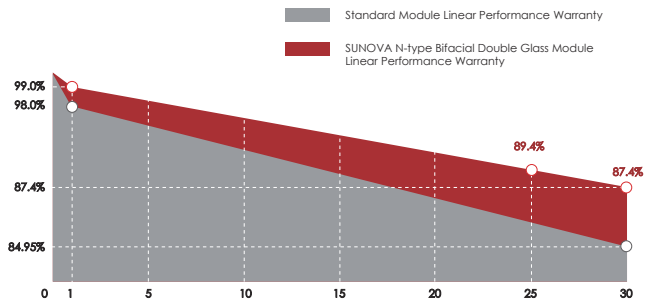


Certified to withstand: wind load (2400 Pa) and snow load (5400 Pa).



100% triple EL test enabling remarkable reduction of hidden crack rate of modules

LINEAR PERFORMANCE WARRANTY



15

years
Product quality & process guarantee

30

years
Linear power guarantee

0.40

%
Annual Degradation

COMPREHENSIVE CERTIFICATES



ISO 9001: Quality Management System

ISO 14001: Environmental Management System Standard

ISO 45001: International Occupational Health and Safety Assessment System Standard

SA 8000: 2014 Social Accountability Management System

* Different markets have different certification requirements. Also, the products are under rapid innovation. Please confirm the certification status with regional sales representatives.

PERFORMANCE INSURANCE



中国平安

PING AN
P & C INSURANCE CO CN SZX

* Optional performance warranty insurance. Please contact our local sales staff for more information.

MADE IN CHINA / VIETNAM

www.sunova-solar.com

ELECTRIC CHARACTERISTICS

Model of modules	SS-BG510-66MDH(T)		SS-BG515-66MDH(T)		SS-BG520-66MDH(T)		SS-BG525-66MDH(T)		SS-BG530-66MDH(T)	
	STC	NOCT	STC	NOCT	STC	NOCT	STC	NOCT	STC	NOCT
Maximum power — P_{mp} (W)	510	380	515	384	520	387	525	391	530	395
Open-circuit voltage — V_{oc} (V)	45.87	43.30	46.00	43.42	46.13	43.55	46.34	43.88	46.65	44.03
Short-circuit current — I_{sc} (A)	13.88	11.21	13.94	11.26	14.00	11.31	14.03	11.34	14.07	11.37
Maximum power voltage — V_{mp} (V)	38.87	36.39	39.12	36.63	39.38	36.87	39.51	36.99	39.65	37.12
Maximum power current — I_{mp} (A)	13.12	10.44	13.16	10.47	13.20	10.51	13.29	10.57	13.37	10.64
Module efficiency — η_m (%)	21.5%		21.7%		21.9%		22.1%		22.3%	

STC (Standard Testing Conditions): Irradiance 1000W/m², Cell Temperature 25 °C, Spectra at AM1.5

NOCT (Nominal Operating Cell Temperature): Irradiance 800W/m², Ambient Temperature 20°C, Spectra at AM1.5, Wind at 1m/s

ELECTRICAL CHARACTERISTICS WITH DIFFERENT POWER BIN (REFERENCE TO 13.5% IRRADIANCE RATIO)

Peak Power (P_{max}) (W)	565	571	576	582	587
Open Circuit Voltage (V_{oc}) (V)	45.87	46.00	46.13	46.34	46.65
Short Circuit Current (I_{sc}) (A)	15.37	15.44	15.51	15.59	15.66
Maximum power voltage — V_{mp} (V)	38.87	39.12	39.38	39.51	39.65
Maximum power current — I_{mp} (A)	14.54	14.58	14.63	14.72	14.81

STRUCTURAL CHARACTERISTICS

Module size (L*W*H)	2094x 1134 x 35 mm
Weight	31.6 kg
Cell	132 cells, N-type Monocrystalline 182 x 91 mm
Front glass	2.0mm, Anti-Reflection Coating
Back glass	2.0mm, Heat Strengthened Glass
Frame	Anodized aluminum alloy
Junction box	IP68, 3 bypass diodes
Output wire	4.0 mm ²
Wire length	300mm/1200mm/customized
Connector	PV-KST4-EVO 2/xy_UR,PV-KBT4-EVO 2/xy_UR
Packing Specification	31 pcs/Pallet; 682 pcs/40'HQ

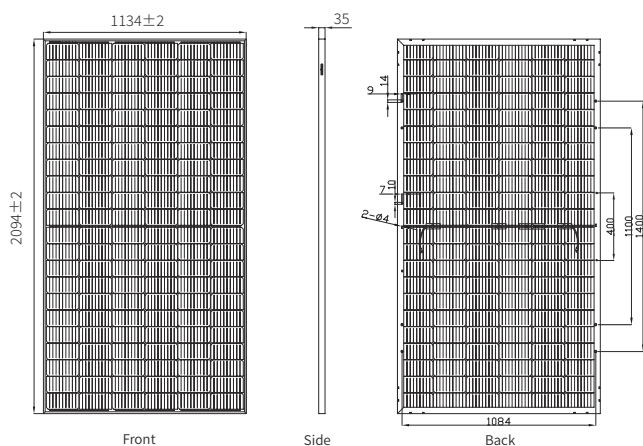
OPERATING PARAMETERS

Power tolerance (W)	(0,+5)
Tolerance of rated P_{mpp} (%)	±3
Maximum system voltage (V)	1500
Maximum rated fuse current (A)	30
Current operating temperature (°C)	-40~+85 °C
Mechanical load	5400 Pa / 2400 Pa
Fire safety class	C

TEMPERFORMANCE RATINGS

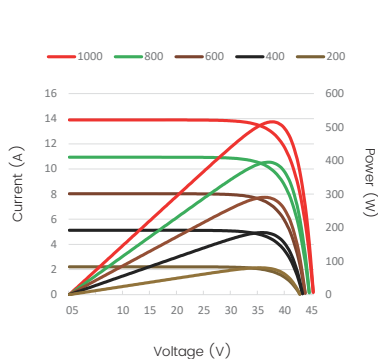
Temperature coefficient (P_{max})	-0.32%/°C
Temperature coefficient (V_{oc})	-0.26%/°C
Temperature coefficient (I_{sc})	+0.046 %/°C
Nominal operating cell temperature	43±2 °C

MODULE DIMENSIONS (MM)



* The tolerance is ±1 mm
Length shown in mm

Characteristic Curves (515W)



Temperature Dependence of I_{sc}, V_{oc}, P_{max}

