




SUNOVA SOLAR

Pv Tech Expert.

HI-M ILO

540-555W

High Efficiency Half-Cell Mono PERC Module



Excellent low irradiance performance.



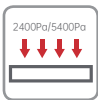
Better light trapping and current collection to improve module power output and reliability.



Industry leading lowest thermal co-efficient of power.



Optimized electrical design and lower operating current for reduced hot spot loss and better temperature coefficient.




Certified to withstand: wind load (2400 Pa) and snow load (5400 Pa).



100% triple EL test enabling remarkable reduction of hidden crack rate of modules

PERFORMANCE INSURANCE

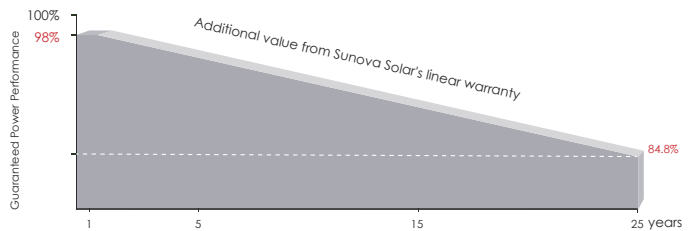


中国平安

PING AN P & C INSURANCE CO CN SZ

* Optional performance warranty insurance. Please contact our local sales staff for more information.

LINEAR PERFORMANCE WARRANTY



15 years

Product quality & process guarantee

25 years

Linear power guarantee

0.55 %

Annual Degradation Over 25 years

COMPREHENSIVE CERTIFICATES



ISO 9001: Quality Management System

ISO 14001: Environmental Management System Standard

ISO 45001: International Occupational Health and Safety Assessment System Standard

SA 8000: 2014 Social Accountability Management System

* Different markets have different certification requirements. Also, the products are under rapid innovation. Please confirm the certification status with regional sales representatives.

MADE IN CHINA / VIETNAM

www.sunova-solar.com

ELECTRIC CHARACTERISTICS

Model of modules	SS-540-72MDH		SS-545-72MDH		SS-550-72MDH		SS-555-72MDH	
	STC	NOCT	STC	NOCT	STC	NOCT	STC	NOCT
Maximum power — P_{mp} (W)	540	402	545	406	550	410	555	414
Open-circuit voltage — V_{oc} (V)	49.42	46.65	49.51	46.74	49.60	46.82	49.68	46.93
Short-circuit current — I_{sc} (A)	13.85	11.19	13.94	11.27	14.04	11.35	14.13	11.42
Maximum power voltage — V_{mp} (V)	40.71	38.11	40.76	38.19	40.83	38.25	40.89	38.32
Maximum power current — I_{mp} (A)	13.27	10.56	13.38	10.64	13.48	10.73	13.58	10.81
Module efficiency — η_m (%)	20.9%		21.1%		21.3%		21.5%	
Power tolerance (W)	(0,+5)							
Tolerance of rated P_{mpp} (%)	± 3							
Maximum system voltage (V)	1500							
Maximum rated fuse current (A)	25							
Current operating temperature (°C)	-40~+85 °C							

STC (Standard Testing Conditions): Irradiance 1000W/m², Cell Temperature 25 °C, Spectra at AM1.5

NOCT (Nominal Operating Cell Temperature): Irradiance 800W/m², Ambient Temperature 20°C, Spectra at AM1.5, Wind at 1m/s

STRUCTURAL CHARACTERISTICS

Module dimensions (L*W*H)	2278 x 1134 x 30 mm
Weight	27.6 kg
Number of cells	144 cells
Cell	PERC Monocrystalline 182x91 mm
Glass	Tempered, 3.2 mm AR, High transmittance, Low iron
Frame	Anodized aluminum alloy
Junction box	IP68
Output wire	4.0 mm ² , wire length:300mm/1200mm/customized
Connector	PV-KST4-EVO 2/xy_UR,PV-KBT4-EVO 2/xy_UR
Mechanical load	Snow load: 5400 Pa / Wind load: 2400 Pa

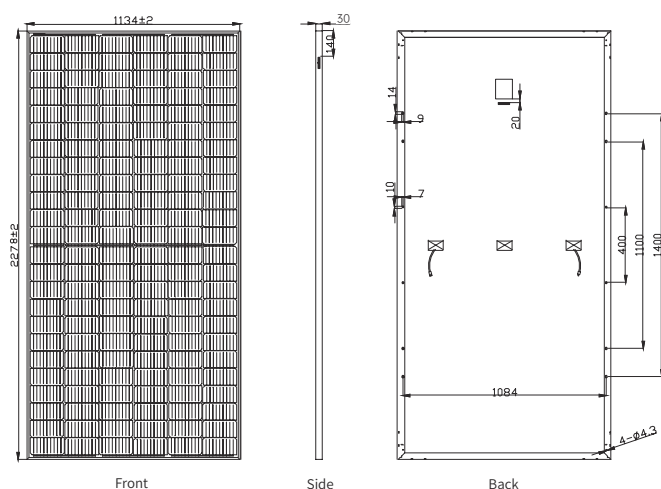
TEMPERATURE RATINGS

Temperature coefficient (P_{max})	-0.35 %/°C
Temperature coefficient (V_{oc})	-0.28 %/°C
Temperature coefficient (I_{sc})	+0.045 %/°C
Nominal operating cell temperature	43±2 °C
Fire safety class	C

PACKAGING CONFIGURATION

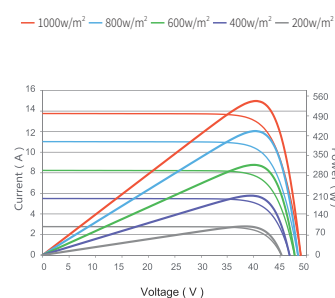
Container	40HQ
Quantity/pallet	36
Pallets/container	20
Quantity/container	720

MODULE DIMENSIONS (MM)



* The tolerance is ± 1 mm
Length shown in mm

Current-Voltage & Power-Voltage Curves (540W)



Temperature Dependence of I_{sc} , V_{oc} , P_{max}

